




SOLING SCRATCH RACING 2019

	Boat No.	SERIES 1				SERIES 2					Total Points	Drops 30%	Nett Points	Race Day Place 30/11	Final Place O/all 30/11
		23/2	23/3	27/4	25/5	24/8	28/9	9/11 *	23/11	30/11 **					
Matthew Henery	157	10	6	6	4	8	12	9	11	6	66	33	33	1	1
Nigel Brimble	56	27	11	12	16	16	18	20	13	15	133	65	68	2	2
Peter Lee	66	18	16	42	19	48	23	18	22	22	206	113	93	5	3
Tony Bolding	91	35	30	23	11	22	33	22	22	17	198	98	100	3	4
Greg Henery	203	20	30	17	17	48	33	40	22	19	227	121	106	4	5
Mike Harris	194	48	30	26	17	48	38	40	27	42	274	138	136		6
Brian Root	92	48	30	34	29	30	64	40	42	33	317	154	163	6	7
Jack Lee	46/41	48	26	42	32	45	64	40	42	42	339	157	182		8
Ray Harrold	9	48	30	42	32	48	61	40	42	42	343	157	186		9

* Deferred round from July

** Deferred round from October

-  BREAKING OF SERIES TIES (SERIES 1 & 2) - RRS A8.1
-  RACE TIES SCORED IN ACCORDANCE WITH RRS A7
-  AVERAGE POINTS AWARDED BASED ON THE TOTAL NUMBER OF POINTS ACCRUED FOR THE RACE DAYS SAILED DIVIDED BY THE NUMBER OF RACE DAYS SAILED (Provisional until Final Results)