






IOM RACING 2024



| | Boat No | 3/2 | 2/3 | | Total Points | Drops | Nett Points | Race Day Place 2/3 | Prov Place O/all 2/3 |
|----------------|------------|-----|-----|--|--------------|-------|-------------|--------------------|----------------------|
| Colin Court | 80 | 7 | 15 | | 22 | 0 | 22 | 2 | 1 |
| Nigel Brimble | 91 | 13 | 23 | | 36 | 0 | 36 | 5 | 2 |
| Tony Bolding | 20 | 23 | 14 | | 37 | 0 | 37 | 1 | 3 |
| Peter Burton | 69 | 35 | 17 | | 52 | 0 | 52 | 3 | 4 |
| Rob Hales | 21 | 35 | 21 | | 56 | 0 | 56 | 4 | 5 |
| Lew Gemell | 53 | 9 | 48 | | 57 | 0 | 57 | | 6 |
| Dinah Hales | 78 | 35 | 25 | | 60 | 0 | 60 | 6 | 7 |
| Peter Smits | 45 | 18 | 48 | | 66 | 0 | 66 | | 8 |
| David Bolton | 180 | 35 | 37 | | 72 | 0 | 72 | 7 | 9 |
| John Armstrong | 52 | 35 | 48 | | 83 | 0 | 83 | | 10 |
| Chris Cuthbert | 84 | 35 | 48 | | 83 | 0 | 83 | | 10 |

-  BREAKING OF SERIES TIES (SERIES 1 & 2) - RRS A8.1
-  RACE TIES SCORED IN ACCORDANCE WITH RRS A7
-  **AVERAGE POINTS AWARDED BASED ON THE TOTAL NUMBER OF POINTS ACCRUED FOR THE RACE DAYS SAILED DIVIDED BY THE NUMBER OF RACE DAYS SAILED**
-  CAN'T SEPARATE AT THIS STAGE