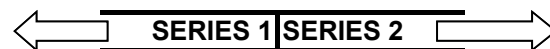







# IOM HANDICAP RACING 2019



	Boat No.	16/2	20/4	11/5	18/5	20/7	17/8	21/9	19/10	30/11	Total Points	Drops 30%	Nett Points	Race Day Place 30/11	Final Place O/all 30/11
John Armstrong	<b>68</b>	6	6	14	7	19	14	16	18	19	119	56	<b>63</b>	<b>5</b>	<b>1</b>
Lew Gemell	<b>53</b>	11	9	11	8	20	11	17	18	22	127	60	<b>67</b>	<b>6</b>	<b>2</b>
Colin Court	<b>80</b>	28	3	14	7	18	19	18	18	18	143	65	<b>78</b>	<b>3</b>	<b>3</b>
Dinah Hales	<b>78</b>	9	6	14	20	18	12	19	20	19	137	59	<b>78</b>	<b>4</b>	<b>4</b>
Leigh Cooper	<b>109 / 252</b>	16	21	36	20	13	30	42	9	17	204	108	<b>96</b>	<b>2</b>	<b>5</b>
Bruce McArthur	<b>120</b>	28	21	10	20	42	30	18	12	42	223	114	<b>109</b>		<b>6</b>
Rob Hales	<b>21</b>	12	21	36	20	25	30	30	24	17	215	96	<b>119</b>	<b>1</b>	<b>7</b>
Nigel Brimble	<b>152</b>	21	9	36	15	42	30	42	48	42	285	132	<b>153</b>		<b>8</b>
Tony Bolding	<b>20</b>	28	11	36	20	42	30	42	48	42	299	132	<b>167</b>		<b>9</b>

-  BREAKING OF SERIES TIES (SERIES 1 & 2) - RRS A8.1
-  RACE TIES SCORED IN ACCORDANCE WITH RRS A7
-  AVERAGE POINTS AWARDED BASED ON THE TOTAL NUMBER OF POINTS ACRUED FOR THE RACE DAYS SAILED DIVIDED BY THE NUMBER OF RACE DAYS SAILED
-  UNABLE TO SEPARATE AT THIS STAGE
-  ERROR CORRECTED