







DF65 SCRATCH RACING 2022

| | Boat No. | SERIES 1 | | | SERIES 2 | | | | | Total Points | Drops | Nett Points | Race Day Place 5/11 | Final Place O/all 5/11 |
|----------------|----------|----------|-----|------|----------|------|------|------|------|--------------|-------|-------------|---------------------|------------------------|
| | | 12/3 | 9/4 | 14/5 | 9/7 | 13/8 | 10/9 | 8/10 | 5/11 | | | | | |
| John Wyatt | 36 | 9 | 7 | 24 | 10 | 9 | 6 | 7 | 12 | 84 | 36 | 48 | 2 | 2 |
| Lew Gemell | 10 | 6 | 9 | 4 | 10 | 10 | 11 | 11 | 13 | 74 | 24 | 50 | 3 | 1 |
| Lyndon Jones | 366 | 8 | 14 | 8 | 13 | 12 | 30 | 20 | 36 | 141 | 66 | 75 | | 3 |
| Chris Cuthbert | 771 | 30 | 30 | 15 | 19 | 23 | 15 | 10 | 23 | 165 | 60 | 105 | 4 | 4 |
| Tony Bolding | 86 | 30 | 30 | 9 | 20 | 26 | 22 | 7 | 36 | 180 | 66 | 114 | | 5 |
| Peter Burton | 223 | 30 | 30 | 24 | 42 | 36 | 30 | 20 | 9 | 221 | 78 | 143 | 1 | 7 |
| Colin Jones | 791 | 15 | 21 | 24 | 35 | 36 | 30 | 20 | 36 | 217 | 72 | 145 | | 6 |
| Rob Primrose | 77 | 24 | 30 | 19 | 42 | 36 | 30 | 20 | 36 | 237 | 78 | 159 | | 8 |
| Allen Williams | 28 | 30 | 30 | 24 | 42 | 36 | 30 | 20 | 28 | 240 | 78 | 162 | 5 | 9 |
| | | | | | | | | | | 0 | 0 | 0 | | |
| | | | | | | | | | | 0 | 0 | 0 | | |

-  CAN'T SEPARATE AT THIS STAGE
-   BREAKING OF SERIES TIES (SERIES 1 & 2) - RRS A8.1
-  RACE TIES SCORED IN ACCORDANCE WITH RRS A7
-  **AVERAGE POINTS AWARDED BASED ON THE TOTAL NUMBER OF POINTS ACCRUED FOR THE RACE DAYS SAILED DIVIDED BY THE NUMBER OF RACE DAYS SAILED**
-  ERROR CORRECTED